



2019 - 2020 Renewal Notice and Benefit Confirmation

Group: 161134 - Johnson County

Anniversary Date: 10/01/2019

Return to TAC by: 08/02/2019

Please initial and complete each section confirming your group's benefits and fill out the contribution schedule according to your group's funding levels. Fax to 1-512-615-8954 or email to Mariac@county.org.

For any plan or funding changes other than those listed below, please contact Maria Castillo at 1-800-456-5974.

MEDICAL

Medical: Custom Medical Plan

RX Plan: Option Custom \$15/40/75

Your % rate increase is: 6.80%

Your payroll deductions for medical benefits are:

Pre Tax

Tier	Current Rates	New Rates Effective 10/1/2019	New Amount Employer Pays	New Amount Employee Pays	New Amount Retiree Pays (if applicable)
Employee Only	\$836.94	\$893.84	\$893.84	\$	\$893.84
Employee + Child	\$1,043.02	\$1,113.94	\$893.84	\$220.10	\$1,113.94
Employee + Child(ren)	\$1,290.34	\$1,378.08	\$893.84	\$484.24	\$1,378.08
Employee + Spouse	\$1,760.18	\$1,879.86	\$893.84	\$986.02	\$1,879.86
Employee + Family	\$1,966.26	\$2,099.96	\$893.84	\$1,206.12	\$2,099.96

 initial to accept Medical Plan and New Rates.

TAC HEBP Member Contact Designation Johnson County

CONTRACTING AUTHORITY

As specified in the Interlocal Participation Agreement, each Member Group hereby designates and appoints, as indicated in the space provided below, a Contracting Authority of department head rank or above and agrees that TAC HEBP shall NOT be required to contact or provide notices to ANY OTHER person. Further, any notice to, or agreement by, a Member Group's Contracting Authority, with respect to service or claims hereunder, shall be binding on the Member. Each Member Group reserves the right to change its Contracting Authority from time to time by giving written notice to TAC HEBP.

Please list changes and/or corrections below.

Name/Title Randy Gillespie/HR Director

Address 2 Main St., Rm 215
Cleburne, TX 76033

Phone 817-556-6194

Fax 817-556-6899

Email randyg@johnsoncountytexas.org

BILLING CONTACT

Responsible for receiving all invoices relating to HEBP products and services.

Please list changes and/or corrections below.

Name/Title Laura Baxter/Payroll Administrator

Address 2 Main St., Rm 215
Cleburne, TX 76033

Phone 817-556-6162

Fax 817-556-6899

Email laurab@johnsoncountytexas.org

HIPAA Secured Fax

COUNTY REPRESENTATIVE

HEBP's main contact for daily matters pertaining to the health benefits.

Please list changes and/or corrections below.

Name/Title Darla Medford /Benefits Clerk

Address 2 Main St., Rm 215
Cleburne, TX 76033


Phone 817-556-6349

Fax 817-556-6899

Email dmedford@johnsoncountytexas.org


Signature of County Judge or Contracting Authority

Date: 7-15-19


Please PRINT Name and Title

The Texas Association of Counties would like to thank you for your membership in the only all county-owned and county directed Health and Employee Benefits Pool in Texas.

RETIREE

Please circle one for each benefit that applies.

Your group allows retiree coverage for:

Medical

Pre 65

Post 65



Initial to confirm.

WAITING PERIOD

Waiting period applies to all benefits.

Employees

60 days - 1st of the month following date of
hire but first of the month

Elected Officials

60 days - 1st of the month following date of hire
but first of the month



Initial to confirm.

COBRA ADMINISTRATION

Please indicate how your group manages COBRA administration:

County/Group processes COBRA on OASYS
**County/Group is responsible for fulfilling COBRA notification process and requirements.*

BCBS COBRA Department processes COBRA
**BCBS COBRA Department administers via COBRA contract with the County/Group*

 Initial to confirm COBRA Administration.

PLAN INFORMATION

Broker or Consultant Information

Please confirm your broker or consultant's name, if applicable: **Julie Rickman**

Please list changes and/or corrections below

Agency Name	Homes Murphy Consultant
Agency Address	
Number and Street	12712 Park Central Dr., Ste. 100
City	Dallas
State	TX
Zip	75251
Broker Representative or Consultant's Name	Julie Rickman
Contact Phone Number	214-265-6309
Contact Email Address	JRickman@holmesmurphy.com

 Initial to confirm Broker or Consultant information

- Please update broker or consultant's information.
- If applicable, broker commissions are included in rates listed on page 1.
- Retirees pay the same premium as active employees regardless of age for medical and dental.
- Rates based upon current benefits and enrollment. A substantial change in enrollment (10% over 30 days or 30% over 90 days) may result in a change in rates.
- Form must be received by **08/02/2019** in order to avoid additional administrative fees.
- Signature on the following page is required to confirm and accept your group's renewal.

TAC HEBP Member Contact Designation Johnson County

CONTRACTING AUTHORITY

As specified in the Interlocal Participation Agreement, each Member Group hereby designates and appoints, as indicated in the space provided below, a Contracting Authority of department head rank or above and agrees that TAC HEBP shall NOT be required to contact or provide notices to ANY OTHER person. Further, any notice to, or agreement by, a Member Group's Contracting Authority, with respect to service or claims hereunder, shall be binding on the Member. Each Member Group reserves the right to change its Contracting Authority from time to time by giving written notice to TAC HEBP.

Please list changes and/or corrections below.

Name/Title Randy Gillespie/HR Director

Address 2 Main St., Rm 215
Cleburne, TX 76033

Phone 817-556-6194

Fax 817-556-6899

Email randyg@johnsoncountytexas.org

BILLING CONTACT

Responsible for receiving all invoices relating to HEBP products and services.

Please list changes and/or corrections below.

Name/Title Laura Baxter/Payroll Administrator

Address 2 Main St., Rm 215
Cleburne, TX 76033

Phone 817-556-6162

Fax 817-556-6899

Email laurab@johnsoncountytexas.org

HIPAA Secured Fax

COUNTY REPRESENTATIVE

HEBP's main contact for daily matters pertaining to the health benefits.

Please list changes and/or corrections below.

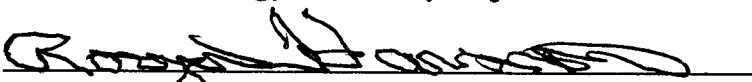
Name/Title Darla Medford /Benefits Clerk

Address 2 Main St., Rm 215
Cleburne, TX 76033

Phone 817-556-6349

Fax 817-556-6899

Email dmedford@johnsoncountytexas.org



Signature of County Judge or Contracting Authority

Roger Harmon - County Judge

Date: July 8, 2019

Please PRINT Name and Title

The Texas Association of Counties would like to thank you for your membership in the only all county-owned and county directed Health and Employee Benefits Pool in Texas.

COBRA ADMINISTRATION

Please indicate how your group manages COBRA administration:

County/Group processes COBRA on OASYS
**County/Group is responsible for fulfilling COBRA notification process and requirements.*

BCBS COBRA Department processes COBRA
**BCBS COBRA Department administers via COBRA contract with the County/Group*

 Initial to confirm COBRA Administration.


PLAN INFORMATION

Broker or Consultant Information

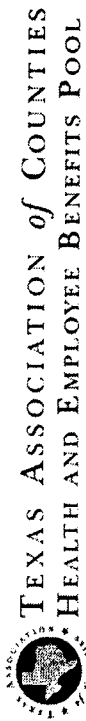
Please confirm your broker or consultant's name, if applicable: **Jarred Wills**

Please list changes and/or corrections below

Agency Name	Homes Murphy Consultant
Agency Address	
Number and Street	12712 Park Central Dr., Ste. 100
City	Dallas
State	TX
Zip	75251
Broker Representative or Consultant's Name	Jarred Wills
Contact Phone Number	214-532-1043
Contact Email Address	jwills@holmesmurphy.com

 Initial to confirm Broker or Consultant information

- Please update broker or consultant's information.
- If applicable, broker commissions are included in rates listed on page 1.
- Retirees pay the same premium as active employees regardless of age for medical and dental.
- Rates based upon current benefits and enrollment. A substantial change in enrollment (10% over 30 days or 30% over 90 days) may result in a change in rates.
- Form must be received by **08/02/2019** in order to avoid additional administrative fees.
- Signature on the following page is required to confirm and accept your group's renewal.



12 Month Medical

Post Date : Apr 2019

Metrics : (Average Members, Average Subscribers, Total Contribution, Medical Paid, Pharmacy Paid, Pharmacy Paid, Paid)

Rows : (Paid Date)

Columns : (Metrics)

Paid Date : Last 12 TimeMonths

Coverage Type : (Medical)

Group : (161134 - JOHNSON COUNTY/TAC)

Paid Date	Average Subscribers	Average Members	Total Contribution	Medical Paid	Pharmacy Paid	Paid
May 2018	524	664	\$366,818.84	\$245,983.85	\$122,733.16	\$397,667.01
Jun 2018	519	649	\$356,127.82	\$245,359.01	\$105,707.24	\$371,149.24
Jul 2018	518	643	\$333,701.42	\$319,787.77	\$179,463.18	\$399,250.95
Aug 2018	515	639	\$330,571.84	\$335,977.57	\$219,811.33	\$376,331.31
Sep 2018	510	638	\$271,818.33	\$335,974.32	\$131,695.23	\$732,739.91
Oct 2018	510	650	\$362,198.72	\$335,151.75	\$178,322.55	\$359,683.20
Nov 2018	516	657	\$363,919.76	\$335,611.11	\$141,211.21	\$407,017.30
Dec 2018	523	665	\$375,897.36	\$335,724.38	\$102,331.26	\$371,208.64
Jan 2019	526	689	\$470,619.00	\$335,222.21	\$124,521.23	\$521,948.66
Feb 2019	522	665	\$376,133.82	\$335,151.81	\$101,551.11	\$406,285.00
Mar 2019	524	665	\$375,312.22	\$335,526.81	\$131,011.11	\$465,613.58
Apr 2019	524	664	\$366,818.84	\$335,983.85	\$122,733.16	\$397,667.01

HCC - No PHI

Post Date : Apr 2019

Paid Band : Total (\$10,001 - \$30,000, \$30,001 - \$50,000, \$50,001 - \$75,000, \$75,001 - \$100,000, \$100,001 - \$150,000, \$150,001 - \$200,000, \$200,001 - \$250,000, \$250,001 - \$300,000, \$300,001 - \$400,000, \$400,001 - \$500,000, \$500,000+)

Metrics : (Paid)

Group : (161134 - JOHNSON COUNTY/TAC)

Paid Month : Last 12 TimeMonths

Service Category : Exclude (Dental)

Paid : descending

Encrypted Member ID	Member	Status	Medical	Pharmacy	Paid
17030281530	Active		\$143,184.25	\$152,691.80	\$295,876.05
18830700456	Active		\$225,159.36	\$1,861.64	\$227,021.00
3056559736	Active		\$141,830.48	\$84,883.16	\$226,713.64
17890363723	Active		\$155,734.59	\$24,340.73	\$180,075.32
18830669045	Active		\$147,876.21	\$121.64	\$147,997.85
17030281708	Active		\$119,262.61	\$6,690.64	\$125,953.25
3150143712	Active		\$113,780.00	\$7,992.77	\$121,772.77
17030281426	Active		\$119,932.92	\$332.58	\$120,265.50
17030281620	Active		\$112,016.34	\$50.10	\$112,066.44
18070407157	Active		\$100,573.88	\$2,666.85	\$103,240.73
18041495990	Active		\$85,719.32	\$15,816.30	\$101,535.62
17030281762	Active		\$610.83	\$91,342.76	\$91,953.59
17030281435	Active		\$3,547.34	\$86,003.40	\$89,550.74
17030281361	Active		\$79,109.47	\$7,278.23	\$86,387.70
18730413603	Active		\$78,904.07	\$3,690.40	\$82,594.47
17030281589	Active		\$81,424.23	\$46.69	\$81,470.92
18560198863	Active		\$14,659.65	\$63,861.04	\$78,520.69
17030281666	Active		\$1,306.21	\$73,968.71	\$75,274.92
18960505818	Under 65 Retiree		\$71,794.99	\$218.51	\$72,013.50
16620485613	Active		\$65,303.44	\$6,223.45	\$71,526.89
18830221151	Active		\$68,198.88	\$0.00	\$68,198.88
17850393324	Under 65 Retiree		\$62,455.81	\$1,047.85	\$63,503.66
17030281290	Active		\$39,838.43	\$19,999.24	\$59,837.67
17030469472	Active		\$56,913.82	\$1,674.89	\$58,588.71



TEXAS ASSOCIATION of COUNTIES
HEALTH AND EMPLOYEE BENEFITS POOL

16520071319	Active	\$54,011.60	\$2,972.36	\$56,983.96
18411102813	Active	\$27,506.76	\$28,943.62	\$56,450.38
18370165518	Active	\$51,201.73	\$939.49	\$52,141.22
17030281640	Active	\$46,056.98	\$95.30	\$46,152.28
17030281583	Active	\$11,021.73	\$35,022.27	\$46,044.00
17030281289	Active	\$10,451.36	\$35,092.57	\$45,543.93
17030281510	Active	\$1,054.92	\$42,473.81	\$43,528.73
17030281594	Active	\$29,109.94	\$11,758.84	\$40,868.78
17030281750	Active	\$15,261.18	\$24,426.36	\$39,687.54
18000997504	Active	\$38,743.06	\$599.02	\$39,342.08
18730196621	Active	\$36,751.41	\$2,035.96	\$38,787.37
18410476644	Active	\$37,862.32	\$375.50	\$38,237.82
17030281596	Active	\$28,317.70	\$7,551.70	\$35,869.40
18530418258	Active	\$33,472.77	\$416.80	\$33,889.57
17030281316	Active	\$32,650.66	\$371.55	\$33,022.21
17030281300	Active	\$407.59	\$31,854.10	\$32,261.69
17460544275	Active	\$31,257.36	\$0.00	\$31,257.36
17770188379	Active	\$28,933.58	\$743.59	\$29,677.17
17030281656	Under 65 Retiree	\$19,303.16	\$9,827.58	\$29,130.74
17030281588	Active	\$25,553.91	\$3,423.59	\$28,977.50
17030281448	Active	\$23,543.24	\$5,417.80	\$28,961.04
17810256345	Active	\$27,904.50	\$556.21	\$28,460.71
17030281558	Active	\$13,486.72	\$13,997.18	\$27,483.90
17030281353	Active	\$14,419.32	\$12,439.25	\$26,858.57
17030281716	Active	\$26,527.40	\$130.23	\$26,657.63
16520159841	Active	\$26,137.56	\$418.50	\$26,556.06
16000024962	Active	\$19,938.00	\$5,899.40	\$25,837.40
17916248450	Active	\$24,880.45	\$27.90	\$24,908.35
17300184231	Active	\$19,168.82	\$5,575.04	\$24,743.86
17030281411	Active	\$23,476.23	\$755.10	\$24,231.33
59108044450	Active	\$23,081.71	\$1,021.07	\$24,102.78
17030281665	Active	\$8,531.85	\$15,467.84	\$23,999.69
18210115998	Active	\$23,750.07	\$0.00	\$23,750.07
17461813038	Active	\$23,636.71	\$0.00	\$23,636.71
18410476818	Active	\$19,673.80	\$3,715.06	\$23,388.86
17030281384	Active	\$23,223.83	\$5.92	\$23,229.75
17030281539	Active	\$22,440.04	\$394.69	\$22,834.73
17030281726	Active	\$366.67	\$22,133.19	\$22,499.86
18140234274	Active	\$22,357.02	\$0.00	\$22,357.02
18830010320	Active	\$22,238.15	\$45.91	\$22,284.06
17030281364	Active	\$1,365.77	\$20,716.71	\$22,082.48



TEXAS ASSOCIATION of COUNTIES
HEALTH AND EMPLOYEE BENEFITS POOL

HCC - No PHI

17030281455	Active	\$7,317.31	\$14,590.69	\$21,908.00
17030281497	Active	\$10,132.46	\$11,334.97	\$21,467.43
17030281298	Active	\$15,326.49	\$6,058.14	\$21,384.63
17030281756	Active	\$8,408.07	\$12,536.42	\$20,944.49
17030281378	Active	\$2,489.12	\$17,773.36	\$20,262.48
17210162507	Active	\$19,716.10	\$414.84	\$20,130.94
18340218998	Active	\$19,594.31	\$0.00	\$19,594.31
17461379251	Active	\$18,923.42	\$101.09	\$19,024.51
18170333327	Active	\$19,125.34	-\$216.33	\$18,909.01
14230004275	Active	\$17,390.14	\$1,377.49	\$18,767.63
18530341233	Active	\$18,666.24	\$42.46	\$18,708.70
17030281443	Active	\$18,219.84	\$409.60	\$18,629.44
17850393305	Active	\$18,569.25	\$0.00	\$18,569.25
17030281626	Active	\$17,439.26	\$1,073.75	\$18,513.01
3090287184	Active	\$17,390.28	\$1,122.26	\$18,512.54
3058538111	Active	\$16,854.57	\$1,177.89	\$18,032.46
17030281629	Active	\$14,353.41	\$3,509.99	\$17,863.40
17740445443	Active	\$17,702.89	\$10.49	\$17,713.38
18960519601	Active	\$17,645.78	\$0.00	\$17,645.78
17030281363	Active	\$5,493.40	\$12,070.75	\$17,564.15
17030281697	Active	\$1,170.74	\$16,370.09	\$17,540.83
17030281684	Active	\$11,271.78	\$5,958.87	\$17,230.65
17030281304	Active	\$6,852.89	\$9,894.97	\$16,747.86
17030281641	Active	\$15,947.08	\$56.06	\$16,003.14
17740256816	Active	\$15,478.37	\$376.41	\$15,854.78
18670156503	Active	\$14,858.84	\$975.98	\$15,834.82
16000270919	Active	\$1,290.43	\$14,448.38	\$15,738.81
18830669044	Active	\$14,495.37	\$0.00	\$14,495.37
17030281486	Active	\$9,175.84	\$5,203.22	\$14,379.06
17350160424	Active	\$3,208.46	\$11,132.11	\$14,340.57
18240226380	Active	\$13,378.31	\$362.99	\$13,741.30
17461206713	Active	\$976.35	\$12,575.94	\$13,552.29
17030281488	Active	\$12,486.69	\$598.86	\$13,085.55
17030281291	Active	\$12,717.69	\$364.91	\$13,082.60
18041495939	Active	\$3,066.43	\$9,499.41	\$12,565.84
16990856479	Active	\$11,130.44	\$1,286.85	\$12,417.29
17030281388	Active	\$8,277.49	\$4,078.08	\$12,355.57
16710308332	Active	\$10,693.35	\$1,350.25	\$12,043.60
17030281359	Active	\$10,571.39	\$1,386.69	\$11,958.08
17210162526	Active	\$5,145.08	\$6,643.70	\$11,788.78
17030281584	Active	\$11,478.78	\$247.47	\$11,726.25

**TEXAS ASSOCIATION of COUNTIES
HEALTH AND EMPLOYEE BENEFITS POOL**

17461497283	Active	\$1,225.73	\$10,477.33	\$11,703.06
17030281305	Active	\$458.65	\$11,057.28	\$11,515.93
17850174383	Active	\$11,069.27	\$153.31	\$11,222.58
17030281325	Active	\$3,734.00	\$7,465.00	\$11,199.00
17030281312	Active	\$379.98	\$10,324.67	\$10,704.65
17030281644	Active	\$5,208.36	\$5,457.66	\$10,666.02
17460428396	Active	\$10,464.58	\$95.78	\$10,560.36
17030281294	Active	\$1,884.22	\$8,643.50	\$10,527.72
3080287185	Active	\$4,329.16	\$6,157.86	\$10,487.02
17030469376	Active	\$8,512.14	\$1,912.40	\$10,424.54
17030281605	Active	\$2,002.72	\$8,110.21	\$10,112.93
Query Total	17	\$67,330.00	\$257,025.93	\$324,355.93
Report Total	17	\$67,330.00	\$257,025.93	\$324,355.93